

# Hand Driers Specialist Range

## HAND DRIERS








- The new range of high quality, warm air hand driers from Manrose incorporates the latest technology and design, and is available in push button or automatic 'no-touch' operations.
- Easy to install, they have very economical operating costs, compared to paper towel or cloth towel cabinets and are more hygienic.
- The range includes three versions of heavy-duty steel cover, aluminium cover and ABS plastic cover. Suitable for most applications including hotels, shops, restaurants, hospitals and factories.
- Heavy-duty range now available in three finishes, bright chrome, satin chrome, and white.
- New to the range is the Manrose fast dry
  - 10 second dry
  - Unique blue dry zone indicator
  - 70% energy saving
- All models CE approved.

# Technical Details

## Applications

The models MAN M-88A and MAN/A-89 are suitable for use within office and commercial organisations, such as clinics and catering establishments. They are not recommended for use in public areas prone to vandalism, for example public lavatories and unsupervised areas.

All other models are suitable for use in public areas such as lavatories, factories, schools, railway and motorway service stations and are designed for heavy usage and unsupervised areas.

	MAN/M-88A	MAN/A-89	MAN/E88AE	MAN/E88AEBC	E88AEC
	<b>FAST DRY HAND DRYERS</b>				
<b>Cover</b>	ABS thermoplastics one-piece cover - White	Aluminium 3mm White	White Steel	Stainless Satin Steel	Stainless Satin Chrome
<b>Operation</b>	No touch Infra Red detection	No touch Infra Red detection	No touch Infra Red detection	No touch Infra Red detection	No touch Infra Red detection
<b>Electrical</b>	220-240V 50Hz	220-240V 50Hz	220-240V 50Hz	220-240V 50Hz	220-240V 50Hz
<b>Power</b>	1.5kW at 240V	2.0kW at 240V	1.6kW at 240V	1.6kW at 240V	1.6kW at 240V
<b>Dimensions (HXWxD)</b>	275 x 225 x 160mm	275 x 225 x 160mm	277 x 201 x 175mm	277 x 201 x 175mm	277 x 201 x 175mm
<b>Sound Volume Levels</b>	54 dB(A) 1m	69 dB(A) 1m	74 dB(A) 1m	74 dB(A) 1m	74 dB(A) 1m
<b>Weight</b>	3.3 kg	4.7 kg	7.0 kg	7.0 kg	7.0 kg
					

	MAN/E-88	MAN/E-88A	MAN/E-88ACS	MAN/E-88C	MAN/E-88AC
<b>Cover</b>	Steel 2mm White Porcelain Enamel	Steel 2mm White Porcelain Enamel	Steel 2mm Satin Chrome	Steel 2mm Bright Chrome	Steel 2mm Bright Chrome
<b>Operation</b>	Push Button	No touch Infra Red detection	No touch Infra Red detection	Push button	No touch Infra Red detection
<b>Electrical</b>	220-240V 50Hz	220-240V 50Hz	220-240V 50Hz	220-240V 50Hz	220-240V 50Hz
<b>Power</b>	2.4kW 240V	2.4kW 240V	2.4kW 240V	2.4kW 240V	2.4kW 240V
<b>Dimensions (HXWxD)</b>	248 x 284 x 202mm	248 x 284 x 202mm	248 x 284 x 202mm	248 x 284 x 202mm	248 x 284 x 202mm
<b>Sound Volume Levels</b>	70 dB(A) 1m	70 dB(A) 1m	70 dB(A) 1m	70 dB(A) 1m	70 dB(A) 1m
<b>Weight</b>	7.5 kg	7.5 kg	7.5 kg	7.5 kg	7.5 kg
					