

Extract-A-Lite 12 Volt DC

For caravans, Motor homes, Boats and Marine installations

BSL112/124



A compact combined extractor fan with an integral halogen light. Designed for installation in galleys, showers and toilets, ideal for marine and other leisure applications.

- Long life computer motor which will run continuously, only 2.8 watts.
- 12 Volt DC motor, 24 Volt DC motor also available.
- Ignition protected.
- 50,000 hours operating life expectancy.
- The fan and light may be switched on together or used independently.
- Easy to install and maintain.
- Available in Gold, White and Chrome finish.
- Quiet and efficient, the Extract-A-Lite has an extraction rate of 64m³/hr or 18 litres per second and only 43 dba.
- Designed for Wall/Ceiling or Panel Mounting, terminating through standard UFO or similar deck waterproof fittings or the Manrose BSLUFO outlet cowl and ring kit.

Technical Details

Cat. No.	Product type
BSL112B	Standard 12V model for remote switching - Gold
BSL112C	Standard 12V model for remote switching - Chrome
BSL112W	Standard 12V model for remote switching - White
BSL124B	Standard 24V model for remote switching - Gold
BSL124C	Standard 24V model for remote switching - Chrome
BSL124W	Standard 24V model for remote switching - White
BSF112W	Fan only 12V model - White
BSF124W	Fan only 24V model - White
BSLUFO	Boatlite circular outlet cowl & ring kit

Packaging

In outers of 10 measuring 370mm x 200mm x 560mm - weight 4 kgs.

Installation

Designed for wall, ceiling or panel mounting through 100mm (4") diameter flexible or rigid pipes or low flat channel ducting systems.

Electrical

12V Showerlite, DC 12V 2.8 watts fan, max airflow 18 litres/sec and max 10 watts light, G4 lamp.

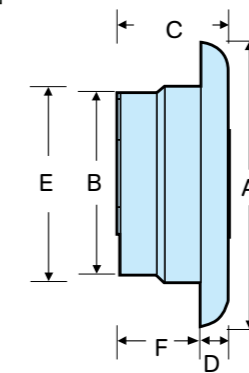
24V Showerlite, DC 24V 2.8 watts fan, max airflow 18 litres/sec and max 10 watts light, G4 lamp.

Additional Data

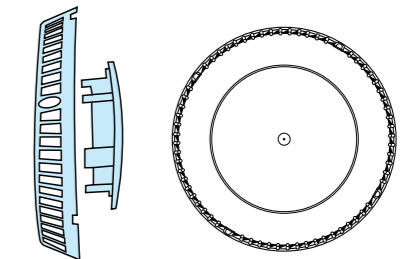
100mm (4") Range
 Maximum pressure: 20 p.a.
 Fan speed: 2400 r.p.m.
 Sound volume: 43.0 dB(A)
 Maximum operating temperature: 40°C



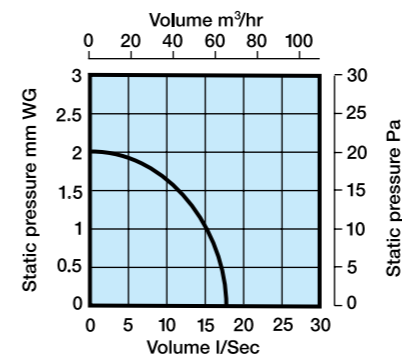
Dimensions BSL112/124 Series



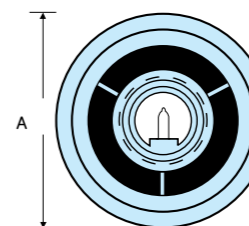
BSLUFO Boatlite circular outlet cowl & ring kit



Performance Graph BSL Series
64m³/hr, 18 litres per second



Typical Installation into a boat bathroom



Dimensions (mm)

PRODUCT	A	B	C	D	E	F
BSL112	140Ø	90	52	12	98	38
BSL124	140Ø	90	52	10	98	38

