

Commercial Wall/Ceiling Fans

COMMERCIAL SERIES COMCW150/230/300



- The NEW MANROSE Commercial Range now incorporates surface wall and ceiling mounted models. Available in 150mm (6") 230mm (9") and 300mm (12"). This range of Spigot Fans gives the unit a unique slimline profile of 66mm on the 150mm (6") series up to 81mm on the 300mm (12") series, and are suitable for connecting to Ducting. Available in soft neutral grey, they cover a wide range of commercial applications and public service sectors.
- As with their window counterparts the shutters are incorporated into the internal louvre which protects the shutters from vandalism.
- The series now incorporates the latest ventilation technology and a new stylish design the commercial range has an extract rate of 278m³/hr, 77 litres per second for the 150mm (6") unit 668m³/hr, 185 litres per second with the 230mm (9") unit and 1100m³/hr, 306 litres per second on the larger 300mm (12") units.
- These fans are all manufactured using high impact ABS thermoplastics for strength and durable aesthetics. The easy cleaning ABS is also of recyclable material. For 230mm (9") and 300mm (12") models power is provided by a 4 pole single phase induction motor with pre-oiled bearings for a long maintenance free life. The 150mm (6") version is fitted with a shaded pole motor with ball bearings.
- Also available are stylish speed controllers on the full range. The COMTSCV variable speed controller is suitable for the 150mm (6") series. While the COMTSVR variable / reversible controller is suitable for 230mm (9") and 300mm (12") series.

Technical Details

| Cat. No. | Product type |
|-------------------|---|
| COMCW150MP | Internal shutters pullcord operated |
| COMCW150A | Automatic model with internal thermo-activated shutters |
| COMCW230MP | Internal shutters pullcord operated |
| COMCW230A | Automatic model with internal thermo-activated shutters |
| COMCW300MP | Internal shutters pullcord operated |
| COMCW300A | Automatic model with internal thermo-activated shutters |

Packaging

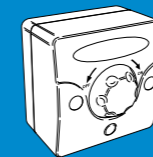
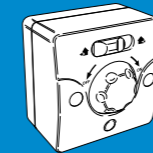
In outers of 1. Contact our Technical Department for packaging dimensions.

Installation

- COMCW150MP**
Wall or ceiling mounting through 173mm Ø hole
- COMCW150A**
Wall or ceiling mounting through 173mm Ø hole
- COMCW230MP**
Wall or ceiling mounting through 255mm Ø hole
- COMCW230A**
Wall or ceiling mounting through 255mm Ø hole
- COMCW300MP**
Wall or ceiling mounting through 320mm Ø hole
- COMCW300A**
Wall or ceiling mounting through 320mm Ø hole

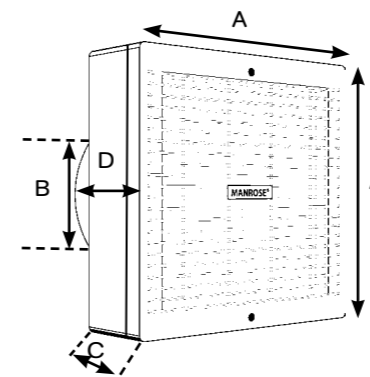
Accessories

- Variable Speed Controller Intake-Extract with neon light for 230mm (9") and 300mm (12") fans
Cat. No. COMTSCVR
- Variable Speed Controller Extract with neon light for 150mm (6") fans
Cat. No. COMTSCV



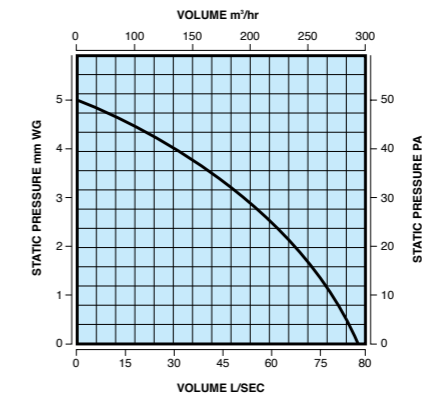
For one step installation consider using 1291-9" or 1292-12" wall vent kit. To go straight through the wall.

Dimensions (mm)



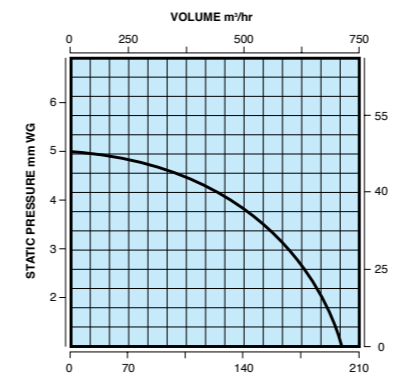
Performance Graph

150mm (6") series
278m³/hr, 77 litres per second



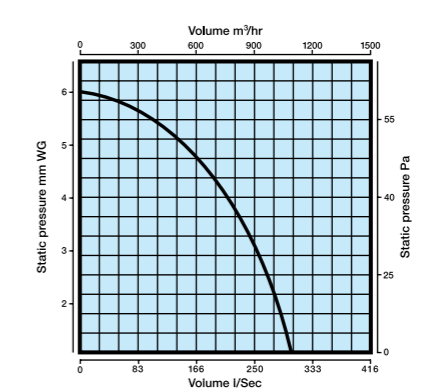
Performance Graph

230mm (9") series
668m³/hr, 185 litres per second



Performance Graph

300mm (12") series
1100m³/hr, 306 litres per second



Electrical

220-240V - AC. 50Hz Single phase consuming 20W on 150mm Series, 41W on the 230mm Series and 82W on the 300mm Series. These fans are double insulated and do not require an earth. All wiring must comply with the current IEE regulations. A double pole isolating switch, having a contact separation of at least 3mm in all poles, must be used with a 3 amp fuse fitted. The fan should NOT be accessible to a person using either the shower or bath and mounted a minimum of 1.8m from the floor.

Additional Data

- COMCW150**
Maximum pressure: 50 p.a.
Fan speed: 2400 r.p.m.
Sound volume: 40.0 dB(A)
Maximum operating temperature: 40°C
- COMCW230**
Maximum pressure: 50 p.a.
Fan speed: 1600 r.p.m.
Sound volume: 53.0 dB(A)
Maximum operating temperature: 40°C
- COMCW300**
Maximum pressure: 60 p.a.
Fan speed: 1300 r.p.m.
Sound volume: 60.0 dB(A)
Maximum operating temperature: 40°C

Dimensions (mm)

| PRODUCT | A | B | C | D |
|-----------------|-----|-----|----|-----|
| COMCW150 | 205 | 150 | 66 | 103 |
| COMCW230 | 286 | 230 | 75 | 141 |
| COMCW300 | 362 | 300 | 81 | 156 |

