

12 Volt SELV Fan Range

Safety Extra Low Voltage Bathroom/Shower Extractor Fans

LOW VOLTAGE RANGE 100/120/150MM



- Designed for wall, ceiling or window mounting, the 12 Volt (SELV) fans are available in three diameters - 100mm (4"), 120mm (5") and 150mm (6") and in seven options.
- Suitable for mounting within the splash area of a shower or bath (where current regulations prevent the use of conventional fans), the 12 Volt fan is a standard model manufactured with a 12V - 50Hz shaded pole motor. The transformer and switching mechanism is mounted remotely either in the roof space or high on the ceiling next to the pullcord switch. Obviously pullcord, humidistat, PIR and versions have to be mounted inside the room where the fan is installed and out of the reach of the person using the bath or shower.
- A Centrifugal 12 Volt fan is available, fitted with a backward curved centrifugal impeller for large airflow against the high pressures caused by longer lengths of ducting and resistance by grilles.
- The extract rate of the 100mm (4") model is 85m³/hr 23 litres a second, the 120mm (5") 130m³/hr 36 litres per second and the 150mm 230m³/hr 64 litres per second.
- The CF200LV centrifugal fan has an extract rate of 110m³/hr 31 litres per second.
- The units are all manufactured using high impact ABS thermoplastics for strength and durability, aesthetics and easy cleaning.
- Power is provided by a single phase induction motor with pre-oiled bearings for a long, maintenance-free life.
- Designed to exceed the 2006 Building Regulations on Ventilation (F1), rated to IP44.

Technical Details

Cat. No.	Product type
XF100LV/XF100ALV	Wall or ceiling model/Automatic wall or ceiling model
WF100LV/WF100ALV	Window model/Automatic window model
XF120LV/XF120ALV	Wall or ceiling model/Automatic wall or ceiling model
WF120LV/WF120ALV	Window model/Automatic window model
XF150BLV/XF150ALV	Wall or ceiling model/Automatic wall or ceiling model *
WF150BLV/WF150ALV	Window model/Automatic window model *
CF200LV	Wall or ceiling model *

* Use LT12 Transformer

Packaging

XF100LV/ALV In outers of 10 measuring 370mm x 200mm x 560mm - weight 7kgs
 WF100LV/ALV In outers of 10 measuring 360mm x 210mm x 510mm - weight 9kgs
 XF120LV/ALV In outers of 10 measuring 400mm x 215mm x 490mm - weight 8kgs
 WF120LV/ALV In outers of 10 measuring 446mm x 225mm x 550mm - weight 10kgs
 XF150BLV/ALV In outers of 10 measuring 595mm x 245mm x 450mm - weight 11kgs
 WF150BLV/ALV In outers of 10 measuring 460mm x 640mm x 240mm - weight 17kgs
 CF200LV In outers of 10 measuring 753mm x 283mm x 390mm - weight 12kgs

Electrical

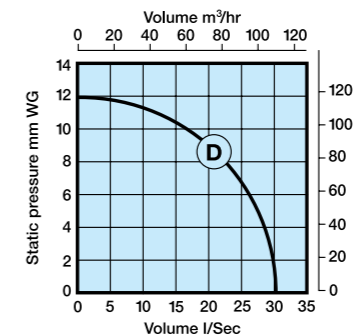
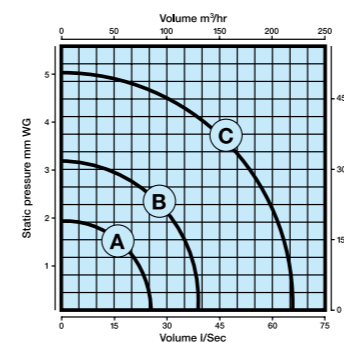
12 volts AC. - 50Hz. 14W on XF/WF100, 20W on XF/WF120LV, XF/WF150BLV and CF200LV. Supplied by a remote safety isolating transformer - Manrose type T12 series.

Dimensions (mm)

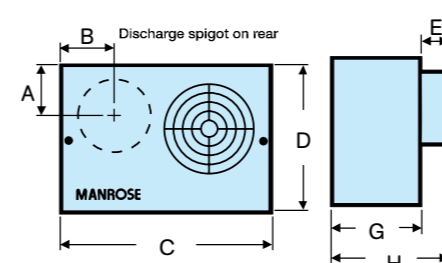
PRODUCT	A	B	C	D	E	F	G	H
XF100LV	163	98Ø	75	30	163			
WF100LV	163	90	30	163				
XF120LV	182	118Ø	46	78	32	182		
WF120LV	182	92	32	182				
XF150BLV	203	150Ø	95	203				
XF150ALV	203	150Ø	95	203				
WF150BLV	203	23	95	203				
WF150ALV	203	23	95	203				
CF200LV	65	65	260	185	45	100	90	135

Performance Graphs

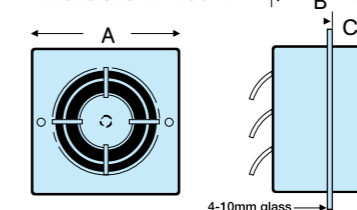
- (A) XF/WF100LV 85m³/hr, 23 litres per second
- (B) XF/WF120LV 130m³/hr, 36 litres per second
- (C) XF/WF150BLV 230m³/hr, 64 litres per second
- (D) CF200LV 110m³/hr, 31 litres per second



Dimensions CF200LV

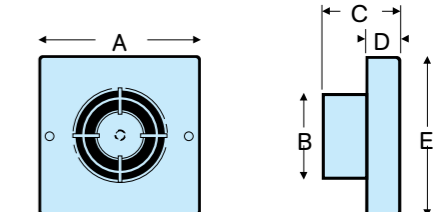


Dimensions WF100LV

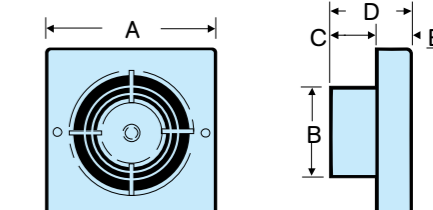


See page 27 for dimensions on WF100ALV

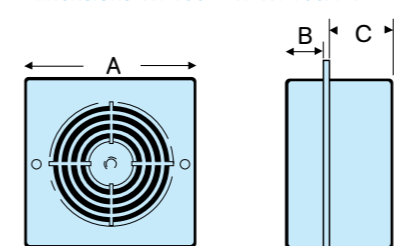
Dimensions XF100LV



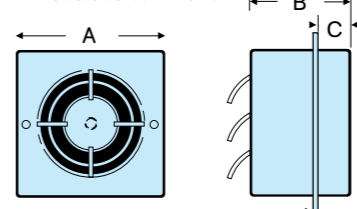
Dimensions XF120LV



Dimensions WF150BLV/ WF150ALV



Dimensions WF120LV



See page 27 for dimensions on WF120ALV

Dimensions XF150BLV/ XF150ALV

